




Manufacturers of Quality Escalator Parts



**Providing superior service
for over 40 years.**



Please Call Toll Free 1-800-621-0759

Or Visit Us On The Web At www.escalatorparts.com

INDEX

OTIS

Rollers	Page 4
Combsegments	Page 6
Comb Plates	Page 8
Landing Plates	Page 8
Treadmaster	Page 9
Steps	Page 10
Step Chain	Page 14
Drive Chain	Page 18
Sheaves	Page 19
Sprockets	Page 19
Bearings	Page 19
Belts	Page 19
Handrail Tension Bows	Page 20
Guides	Page 20
Handrails, Handrail Guard	Page 21
Vulcanizers	Page 21
Switches	Page 22

WESTINGHOUSE

Rollers	Page 23
Combsegments	Page 24
Steps	Page 26
Drive Assembly: Modular	Page 31
Main Drive: Modular	Page 32
Chain Conversion Kit: Modular	Page 33
Step Chain	Page 34
Rack Chain	Page 35
Guides	Page 36
Switches	Page 36
Handrails, Handrail Guard	Page 37
Vulcanizers	Page 37

SCHINDLER

Steps	Page 38
Combsegments	Page 38
Step Chain	Page 39
Drive Chain	Page 39
Handrail Drive	Page 39
Handrails	Page 39
Newell Roller Chain	Page 39

MONTGOMERY

Rollers	Page 40
Flange Couplings	Page 40
Combsegments	Page 41
Steps	Page 42
Treadmaster	Page 43
Treads	Page 44
Risers	Page 44
Hardware	Page 44
Handrails	Page 45
Handrail Brush Guard	Page 45
Handrail Guide	Page 45
Specialty Tools	Page 45
Step Chain	Page 46
Heavy Duty Step Chain	Page 46
Support Boards	Page 47
Chain Guides	Page 47
Accessories	Page 47

HAUGHTON/PEELLE

Combsegments	Page 48
Treads	Page 48
Step Chain	Page 49
Rollers	Page 49

MISCELLANEOUS

Page 50

Passenger Escalators — Did you know that they transport several million people every day. Just think of how often you use an escalator in your daily routine. Imagine all the parts which must function properly.

Then think of ECS Corporation...

...The Company Which Designs And
Manufactures Improved Escalator Parts
For The Vertical Transportation Industry.

Corporate Headquarters



What Makes ECS Rollers So Special? We Do!

All of our rollers are molded in our polyurethane department. We control all phases of the production; we purchase the best chemicals for the polyurethane; and we use only the highest quality bonding agents. After carefully machining the tire, we finish the assembly by inserting quality made, dependable bearings. Although it costs more to make a roller this way, you won't pay more. We're competitively priced.



ECS O-290AJ2
Roller, Step or Chain
3" O.D. x 3/4" Tire Face
3/4" Bearing I.D.



ECS O-290BP4
Roller, Step
3" O.D. x 3/4" Tire Face
5/8" Bearing I.D.



ECS O-290BR2
Roller, Chain
3" O.D. x 3/4" Tire Face
6203ZZEE Bearing I.D.

ECS O-290AJ4
Roller, Chain
3" O.D. x 3/4" Tire Face
3/4" Bearing I.D.



ECS O-GO290AJ9
Roller, Step
3" O.D. x 13/16" Tire Face
11/16" Bearing I.D.



ECS O-290C1M
Roller, Step
4 1/2" O.D. x 13/16" Tire Face
7/8" Bushing I.D.

ECS O-290D1M
Roller, Chain
4 1/2" O.D. x 13/16" Tire Face
1 1/8" Bushing I.D.



ECS O-290F1Y
Roller, Chain
5 1/2" O.D. x 1 1/8" Tire Face
1 1/2" Bushing I.D.



ECS O-290AF1
 Roller, Step
 5½" O.D. x 1⅛" Tire Face
 1⅛" Bearing I.D.
 1 Grease Fitting



ECS O-A290AB1P
 Roller, Step or Chain
 5½" O.D. x 1⅛" Tire Face
 (2) 1⅛" Bearing I.D.
 1 Grease Fitting



Step or Chain Rollers



ECS O-GO2215P4
 Roller, Newell
 1" O.D. x 1⅛" Face



ECS O-207BN1
 Bearing, Handrail Newell
 1⅛" O.D. x 1⅛" Face

Handrail Rollers



ECS O-GO2215AB29
 Roller, Handrail Guide
 2" O.D. x 2⅜" Face

**Please Call
 Toll-Free
 1-800-621-0759**



ECS O-GO456BG1
 Roller, Handrail Support
 2⅛" O.D. x 2" Face



ECS O-GO2215AB7
 Roller, Tension Bow
 3" O.D. x 2⅜" Face



ECS O-GO2215AB10
 Roller, Handrail Support
 3" O.D. x 1⅜" Face
 ½" Bearing I.D.




ECS O-456AT8
 Roller, Handrail Support
 3" O.D. x 2⅛" Face

COMBSEGMENTS: R, RB, RB-C, J, 506, 510



R, RB, RB-C

Yellow Plastic


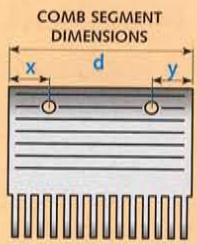


Key	ECS Number	Dimensions			Number Of Teeth
		d	x	y	
A.	O-453Z1Y	6"	1 1/8"	7/8"	18
B.	O-453Z4Y	5 3/4"	7/8"	7/8"	17
C.	O-453Z5Y	5 3/8"	1/2"	7/8"	16
D.	O-453Z6Y	5 5/8"	1 1/8"	1/2"	17
E.	O-453Z9Y	5"	1/2"	1/2"	15
F.	O-453Z12Y	6 1/8"	1 1/8"	1"	18
G.	O-453Z13Y	5 7/8"	1"	7/8"	17

Most common sizes shown. Other sizes available on request.

J


Aluminum Die Cast
Yellow Finish



Key	ECS Number	Dimensions			Number Of Teeth
		d	x	y	
A.	O-GOA453A1YA	6"	1 1/8"	7/8"	18
B.	O-GOA453A4YA	5 3/4"	7/8"	7/8"	17
C.	O-GOA453A5YA	5 3/8"	1/2"	7/8"	16
D.	O-GOA453A6YA	5 5/8"	1 3/16"	1/2"	17
E.	O-GOA453A9YA	5"	1/2"	1/2"	15

506, 510

Aluminum Die Cast
Yellow Finish



Key	ECS Number	Dimensions			Number Of Teeth
		d	x	y	
A.	O-GO453D1YA	8"	2 1/4"	1 7/8"	24
B.	O-GO453D3YA*	8 1/8"	2 1/4"	1 15/16"	24
C.	O-GO453D5YA	8 1/8"	2 3/16"	2"	24
D.	O-GO453D6YA	7 13/16"	2"	1 3/4"	23
E.	O-GO453D7YA*	7 13/16"	2"	1 7/8"	23

*Used with steps having demarcation inserts on tread.

ECS #288
Screws Phillips Head
100 Per Package




ECS #288A
Screws Allen Head
100 Per Package



ECS #732
Sealant To Prevent
Screws From Seizing
(Sold In Sets Of 3)



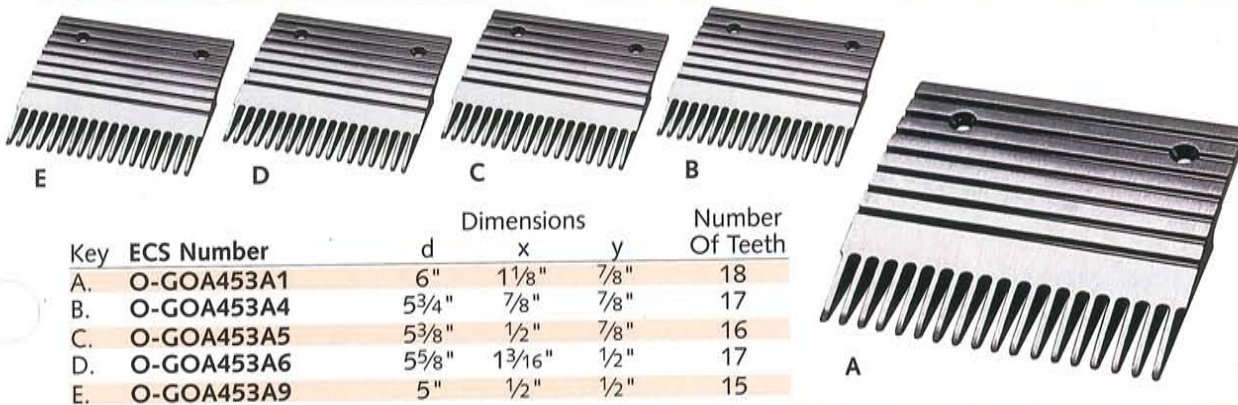
R, RB, RB-C Black Plastic



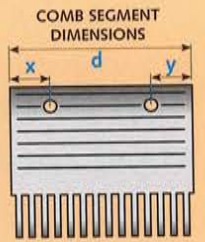
Key	ECS Number	Dimensions			Number Of Teeth
		d	x	y	
A.	O-453Z1B	6"	1 1/8"	7/8"	18
B.	O-453Z4B	5 3/4"	7/8"	7/8"	17
C.	O-453Z5B	5 3/8"	1/2"	7/8"	16
D.	O-453Z6B	5 5/8"	1 1/8"	1/2"	17
E.	O-453Z9B	5"	1/2"	1/2"	15
F.	O-453Z12B	6 1/8"	1 1/8"	1"	18
G.	O-453Z13B	5 7/8"	1"	7/8"	17

Most common sizes shown. Other sizes available on request.


J Polished Surface, Black Recesses



Key	ECS Number	Dimensions			Number Of Teeth
		d	x	y	
A.	O-GOA453A1	6"	1 1/8"	7/8"	18
B.	O-GOA453A4	5 3/4"	7/8"	7/8"	17
C.	O-GOA453A5	5 3/8"	1/2"	7/8"	16
D.	O-GOA453A6	5 5/8"	1 3/16"	1/2"	17
E.	O-GOA453A9	5"	1/2"	1/2"	15



506, 510 Aluminum Die Cast



Key	ECS Number	Dimensions			Number Of Teeth
		d	x	y	
A.	O-GO453D1	8"	2 1/4"	1 7/8"	24
B.	O-GO453D3*	8 1/8"	2 1/4"	1 15/16"	24
C.	O-GO453D5	8 1/8"	2 3/16"	2"	24
D.	O-GO453D6	7 13/16"	2"	1 3/4"	23
E.	O-GO453D7*	7 13/16"	2"	1 7/8"	23

*Used with steps having demarcation inserts on tread.

ECS #210
Screw Grab
Used With Slotted,
Phillips, Allen,
Square, Or Torx.
Stops Tools From
Slipping Off
Deformed Fasteners.




ECS O-128-959
Screws For O-GO453D Series
50 Per Package



ECS O-GO2215T6
Guide, Nylon






Please Call
Toll-Free
1-800-621-0759

ECS O-457AH1
Floor Plate, For 24" Wide Steps
17 $\frac{1}{32}$ " Front To Back
37" Wide

ECS O-457AJ2
Combplate, For 24" Wide Steps
(4) Combsegments Mount
To These.




The comb and landing plates shown here are painted black, then sanded to a bright finish. Special colors are also available to highlight the landing areas of the escalators.



ECS O-457AL1
Floor Plate, For 40" Wide Steps
17 $\frac{1}{32}$ " Front To Back
53" Wide

ECS O-457AM2
Combplate, For 40" Wide Steps
Shown With (7) Combsegments



One of the most visible areas in a building is the passenger escalator. To keep the escalator steps looking clean you need the ECS Treadmaster.

The Treadmaster automatically cleans and polishes the escalator's step tread in one operation.

Simply roll the Treadmaster in position; release the handle, lower the head assembly, secure the restraining arms, turn the unit on, then walk away.

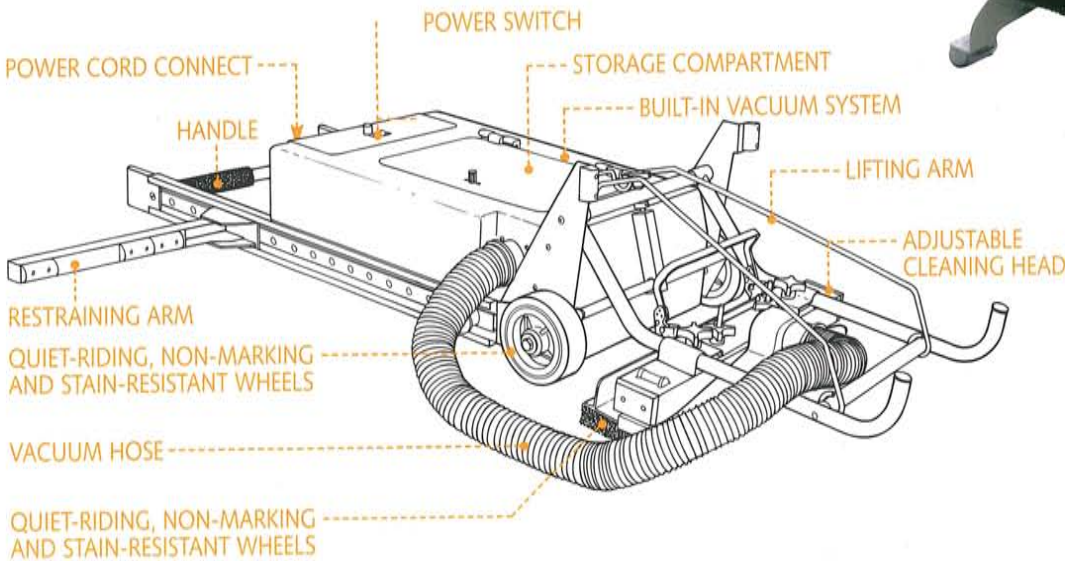
As the escalator steps cycle through, the Treadmasters' powerful motor vacuums all the dirt, dust and grit out of the treads recesses. While it is cleaning, the Treadmasters' polishing pad is at work bringing back the original aluminum lustre to the tread.

The Treadmaster can clean and polish 24", 32", and 40" wide steps in about four hours. Future cleanings can take two hours or less depending upon how frequently the Treadmaster is used.




Features:

- Durable, rotomolded, polyethylene construction.
- Non-marking rubber wheels
- Replaceable polishing pads
- Crevice tool for hard to reach areas
- Available in 3 different tread widths: the 24", 32" and 40" cleaning heads will accommodate all escalator models.



Specifications

- Vacuum Motors - (2)1½ HP motors
- Power Draw - 13.8 amps
- Shipping Dimensions, Size, Weight
 24" head: 12" x 11.5" x 44" 58 lbs.
 32" head: 12" x 11.5" x 44" 69 lbs.
 40" head: 12" x 11.5" x 44" 80 lbs.





Step Assembly

ECS O-6291P1
Step, 24" Wide
Black, Smooth Riser
Treads Are Bolted To Frame On Underside

- | | | |
|--|---|--|
| <p>1. ECS O-455R2
Treads, Right Or Left,
Non-Removable
Underside Has Tapped
Holes For Bolts
16" x 12"</p> | <p>3. ECS O-A59AV1
Bolt For O-290BP4 Roller
3 1/4" Long x 1 3/16" Head</p> | <p>6. ECS O-A492AB1
Yoke, Wide Boss</p> |
| <p>2. ECS O-290BP4
Roller, Step
3" O.D. x 3/4" Wide</p> | <p>4. ECS #176
Nut For O-A59AV1 Bolt</p> | <p>7. ECS O-77EK2
Pin, 2 1/8" Long</p> |
| | <p>5. ECS O-127VB56
Washer</p> | <p>8. ECS O-90LB5
Spring</p> |

Wide Boss Yoke and roller assembly for these steps:



ECS O-A492AB1



Step Assembly

ECS O-6291P2
Step, 24" Wide
Black, Smooth Riser
Treads Are Screwed To Step Frame

- | | | |
|--|---|--|
| <p>1. ECS O-455R1
Treads, Right Or Left,
Removable
Drilled Holes For Screws
16" x 12"</p> | <p>3. ECS O-B124FA1
Screw For O-455R1
(25 Per Package)</p> | <p>6. ECS O-127VB56
Washer</p> |
| <p>2. ECS O-290BP4
Roller, Step
3" O.D. x 3/4" Wide</p> | <p>4. ECS O-A59AV1
Bolt For O-290BP4 Roller
3 1/4" Long x 1 3/16" Head</p> | <p>7. ECS O-A492AB1
Yoke, Wide Boss</p> |
| | <p>5. ECS #176
Nut For O-A59AV1 Bolt</p> | <p>8. ECS O-77EK2
Pin, 2 1/8" Long</p> |
| | | <p>9. ECS O-90LB5
Spring</p> |



ECS O-A59AV1
Bolt For O-290BP4
Roller 3 1/4" Long
x 1 3/16" Head

ECS O-290BP4

Note: Other Versions Of These Steps
May Have Had Different Step Rollers,
Bolts, And Yokes. Refer To Items
Illustrated Above.



ECS #205
Tool, For Lifting O-77EK2

Narrow Boss Yoke and roller assembly for these steps:



ECS O-492AB1



ECS O-59AV1
2¹⁵/₁₆" Long,
1⁵/₁₆" Hex Head



ECS O-290AJ2

Note: Other Versions Of These Steps May Have Had Different Step Rollers, Bolts, And Yokes. Refer To Items Illustrated Above.



Step Assembly

ECS O-A6291E1
Step, 40" Wide
Black, Smooth Riser
Treads Are Bolted To Frame On Underside

- | | | |
|---|---|-------------------------------------|
| 1. ECS O-455R2
Treads, Right Or Left,
Non-Removable
Underside Has Tapped Holes
For Bolts
16" x 12" | 3. ECS O-290BP4
Roller, Step
3" O.D. x 3/4" Wide | 6. ECS O-127VB56
Washer |
| 2. ECS O-455Z1
Treads, Center, Non-Removable
Underside Has Tapped Holes
For Bolts
16" x 16" | 4. ECS O-A59AV1
Bolt For O-290BP4 Roller
3 1/4" Long x 1 3/16" Head | 7. ECS O-A492AB1
Yoke, Wide Boss |
| | 5. ECS #176
Nut For O-A59AV1 Bolt | 8. ECS O-77EK2
Pin, 2 1/8" Long |
| | | 9. ECS O-90LB5
Spring |



Step Assembly

ECS O-A6291E2
Step 40" Wide
Black Smooth Riser
End Treads Are Screwed To Step Frame

- | | | |
|---|--|--|
| 1. ECS O-455R1
Treads, Right Or Left,
Removable
Drilled Holes For Screws
16" x 12" | 3. ECS O-290BP4
Roller, Step
3" O.D. x 3/4" Wide | 7. ECS O-A492AB1
Yoke, Wide Boss |
| 2. ECS O-455Z1
Treads, Center, Non-Removable
Underside Has Tapped
Holes For Bolts
16" x 16" | 4. ECS O-A59AV1
Bolt For O-290BP4
3 1/4" Long x 1 3/16" Head | 8. ECS O-77EK2
Pin, 2 1/8" Long |
| | 5. ECS #176
Nut For O-A59AV1 Bolt | 9. ECS O-90LB5
Spring |
| | 6. ECS O-127VB56
Washer | 10. ECS O-B124FA1
Screw For O-455R1
Treadboard
(25 Per Package) |

Please Call
Toll-Free
1-800-621-0759



Step Assembly

ECS O-A6291G13
Step 24" Wide, Black
Cleated Riser

- | | | |
|---|--|--|
| 1. ECS O-455AD1
Tread, Right, Non-Removable
Underside Has Tapped Holes
For Bolts
16" x 12" | 3. ECS O-290BP4
Roller, Step
3" O.D. x 3/4" Wide | 6. ECS O-127VB56
Washer |
| 2. ECS O-455BA1
Tread, Left, Non-Removable
Underside Has Tapped Holes
For Bolts
16" x 12" | 4. ECS O-A59AV1
Bolt For O-290BP4 Roller
3 1/4" Long x 1 3/16" Head | 7. ECS O-A492BA1
Yoke, Wide Boss |
| | 5. ECS #176
Nut For O-A59AV1 Bolt | 8. ECS O-77EK2
Pin, 2 1/8" Long |
| | | 9. ECS O-90LB5
Spring |

Wide Boss Yoke and roller assembly for these steps:



ECS O-A492BA1



ECS O-A59AV1
Bolt For O-290BP4
Roller 3 1/4" Long
x 1 3/16" Head

ECS #176

ECS O-290BP4

Narrow Boss Yoke and roller assembly for these steps:




ECS O-492BA1



ECS O-59AV1
2 15/16" Long,
1 5/16" Hex Head

ECS O-290AJ2

Note: Other Versions Of These Steps May Have Had Different Step Rollers, Bolts, And Yokes. Refer To Items Illustrated Below.



Step Assembly

ECS O-A6291G14
Step 40" Wide, Black
Cleated Riser

- | | | |
|--|--|--|
| 1. ECS O-455AD1
Tread, Right, Non-Removable
Underside Has Tapped Holes For Bolts
16" x 12" | 4. ECS O-290BP4
Roller, Step
3" O.D. x 3/4" Wide | 7. ECS O-127VB56
Washer |
| 2. ECS O-455BA1
Tread, Left, Non-Removable
Underside Has Tapped Holes
For Bolts
16" x 12" | 5. ECS O-A59AV1
Bolt For O-290BP4 Roller
3 1/4" Long x 1 3/16" Head | 8. ECS O-A492BA1
Yoke, Wide Boss |
| 3. ECS O-455CA1
Tread, Center, Non Removable
Underside Has Tapped Holes
For Bolts
16" x 16" | 6. ECS #176
Nut For O-A59AV1 Bolt | 9. ECS O-77EK2
Pin, 2-1/8" Long |
| | | 10. ECS O-90LB5
Spring |



ECS #205
Tool, For Lifting O-77EK2

ECS O-GAA26140A7
Step, 24" Wide,
Black Finish



ECS O-290BP4
Roller, Step



Note Cast In Place Shaft



ECS O-GO9703BS50
Step, 24" Wide,
Yellow Demarcations

ECS O-GO9703BS51
Step, 32" Wide,
Yellow Demarcations

ECS O-GO9703BS53
Step, 40" Wide,
Yellow Demarcations

ECS O-GAA26140A9
Step, 40" Wide
Black Finish



ECS O-290BP4
Roller, Step



Note Cast In Place Shaft



Step Assembly

ECS O-GO6291P3
Step, 24" Wide, Black Finish
Removable Bolt

- ECS O-290BP4**
Roller, Step
3" O.D. x 3/4" Wide
- ECS O-A59AV1**
Bolt For O-290BP4 Roller
3 1/4" Long x 13/16" Head
- ECS O-77EK2**
Pin
- ECS O-90LB5**
Spring
- ECS O-127VB56**
Washer



Step Assembly

ECS O-GO6291P1
Step, 40" Wide, Black Finish
Removable Bolt

- ECS O-290BP4**
Roller, Step
3" O.D. x 3/4" Wide
- ECS O-A59AV1**
Bolt For O-290BP4 Roller
3 1/4" Long x 13/16" Head
- ECS O-77EK2**
Pin
- ECS O-90LB5**
Spring
- ECS O-127VB56**
Washer

Please Call
Toll-Free
1-800-621-0759

32" Wide Escalators

ECS O-GX6283E500M
Step Chain For 32" Escalators
(Step Measures 24" wide)
(1) 10 Axle Section

ECS O-GX6283E505M
Step Chain For 32" Escalators
(Step Measures 24" wide)
(1) 2 Axle Section

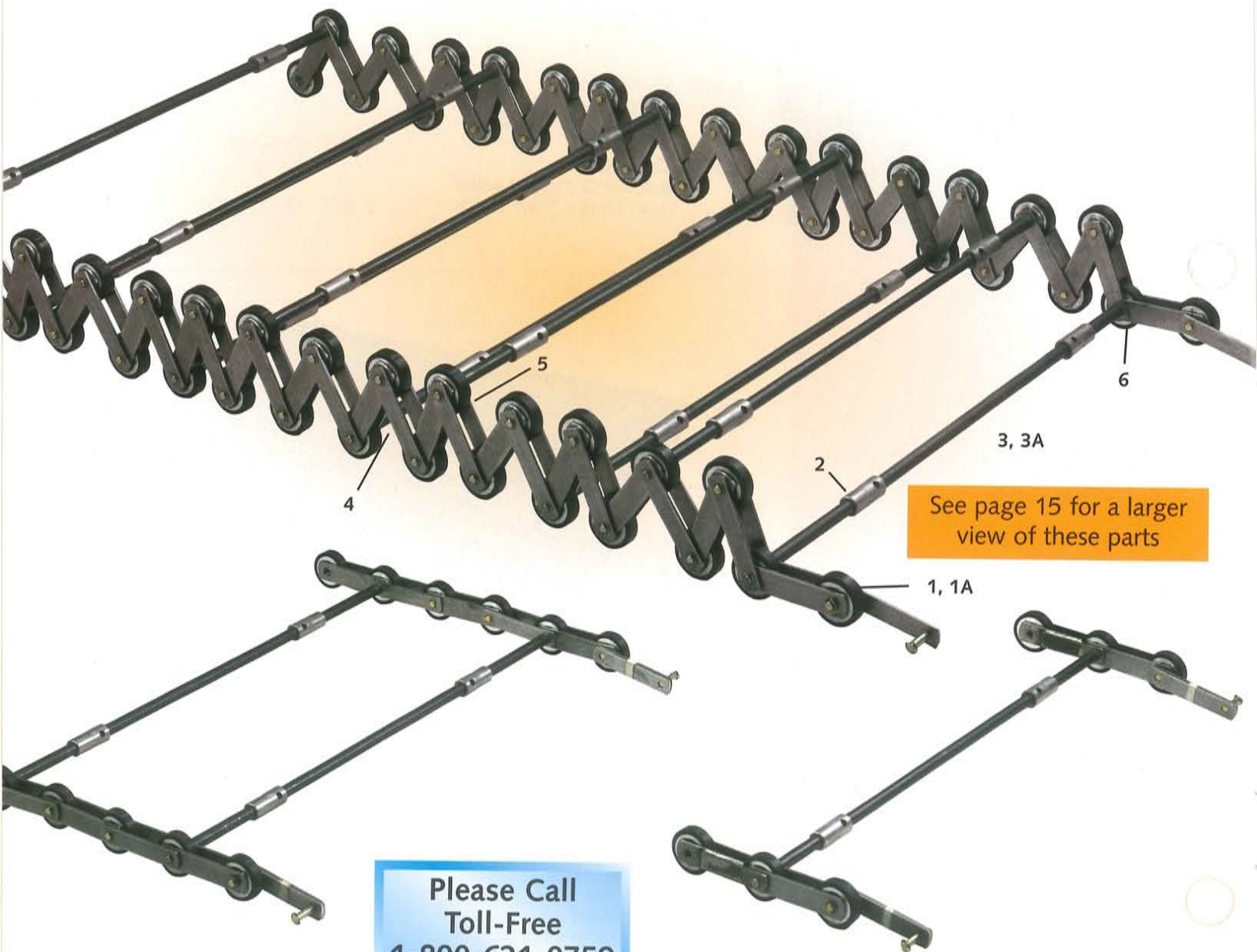
ECS O-GX6283F500M
Step Chain For 32" Escalators
(Step Measures 24" wide)
(1) 1 Axle Section

48" Wide Escalators

ECS O-GX6283E504M
Step Chain For 48" Escalators
(Step Measures 40" wide)
(1) 10 Axle Section

ECS O-GX6283E506M
Step Chain For 48" Escalators
(Step Measures 40" wide)
(1) 2 Axle Section

ECS O-GX6283F502M
Step Chain For 48" Escalators
(Step Measures 40" wide)
(1) 1 Axle Section



Please Call
Toll-Free
1-800-621-0759



1. ECS O-290AJ2
Roller, Chain

1A. ECS O-290BR2
Roller, Chain



2. ECS O-210AL1
Bushing, Sleeve
Sintered Iron
3 1/4" Long

3. ECS O-502G1
Axle, Chain
23 7/8" Long


3A. ECS O-502G2
Axle, Chain
43 7/8" Long



4. ECS O-430AZ1
Link, Outer
6 7/8" Long

5. ECS O-430AZ2
Link, Inner
7 1/8" Long

See page 14 for a view of where these parts are used




6. ECS O-255BV1
Shim



ECS #309
Tool, Link Pusher

ECS #5918
Oil Sorbent Sheets
17" x 19"
1 Case (100 Sheets)





600mm Escalators

ECS O-9703DS10
Step Chain For 600mm Escalators
(Step Measures 600mm)
(1) 10 Axle Section

ECS O-9703DS4
Step Chain For 600mm Escalators
(Step Measures 600mm)
(1) 2 Axle Section

ECS O-9703DS16
Step Chain For 600mm Escalators
(Step Measures 600mm)
(1) 1 Axle Section

800mm Escalators

ECS O-9703DS11
Step Chain For 800mm Escalators
(Step Measures 800mm)
(1) 10 Axle Section

ECS O-9703DS5
Step Chain For 800mm Escalators
(Step Measures 800mm)
(1) 2 Axle Section

ECS O-9703DS17
Step Chain For 800mm Escalators
(Step Measures 800mm)
(1) 1 Axle Section

1000mm Escalators

ECS O-9703DS23
Step Chain For 1000mm Escalators
(Step Measures 1000mm)
(1) 10 Axle Section

ECS O-9703D22
Step Chain For 1000mm Escalators
(Step Measures 1000mm)
(1) 2 Axle Section

ECS O-9703DS24
Step Chain For 1000mm Escalators
(Step Measures 1000mm)
(1) 1 Axle Section

**Please Call
Toll-Free
1-800-621-0759**

A Step Above

ECS manufactures replacement step chain for Otis ML, R, RB, RB-C, J, UB, 506, 506 SL, and 510 escalators. We also produce heavy duty step chain and pallet chain for 606 moving walkways.

Each component part is made to the original manufacturers specifications. We adhere to extremely tight tolerances. For example, we machine each hole in our link plates, whereas other manufacturers punch the holes. Our method does not distort the hole or the link plate and guarantees exact pitch distances. The pitch distance is critical to the overall length of a step chain.

If the step chain you need is not shown, or if you have special requirements please call. We would be pleased to assist you in determining the best step chain for your applications.

ECS O-A6283A1
Step Chain, Left Hand
4" Pitch

ECS O-A6283A2
Step Chain, Right Hand
4" Pitch



ECS O-290F1Y
Roller, Chain
5½" O.D. x 1⅛" Face
1½" I.D.



ECS O-210G1
Sleeve, Brass
4⅛" Long



ECS O-465P2
Sleeve With Slot
Pinned to Left Side



ECS O-465P1
Sleeve Without Slot
Pinned to Right Side

HEAVY DUTY STEP CHAIN (510, HD)



Note:

The step and moving walkway chain shown here is specially manufactured to each particular job's specifications. Please consult with our sales department to correctly identify the chain required.

HEAVY DUTY MOVING WALKWAY (606)

DRIVE CHAIN



ECS single and multiple strand drive chain conforms to all the requirements of ANSI. Our chain may be used interchangeably with those of other manufacturers who conform to ANSI standards.

ECS O-332AW1
Handrail Drive Chain #60-1
3/4" Pitch

ECS O-332AW9
Main Drive Chain #60-4
3/4" Pitch
(Not Shown)

ECS O-332AW8
Main Drive Chain #60-5
3/4" Pitch
(Not Shown)

ECS O-332AW12
Handrail Drive Chain #80-1
1" Pitch

ECS O-332AW13
Handrail Drive Chain #80-1
1" Pitch
(Not Shown)

ECS O-332AW10
Main Drive Chain #100-1
1 1/4" Pitch

ECS O-332AW11
Main Drive Chain #100-2
1 1/4" Pitch
(Not Shown)

ECS O-332AW23
Main Drive Chain #100-1
1 1/4" Pitch

ECS O-332AW24
Main Drive Chain #100-2
1 1/4" Pitch
(Not Shown)

ECS #303
Chain Puller For O-332AW
#40 to #80 Chain



ECS #304
Chain Puller For O-332AW
#80 to #240 Chain

**Please Call
Toll-Free
1-800-621-0759**

ECS O-G0332P13
Chain, Handrail Drive
506, 15'





ECS O-265AW1
Sheave, Handrail Drive
31" O.D. 1³/₈" Wide Tire
Assembled With (2) O-207Z19 Bearings



ECS O-G02215AB20
Sheave, Handrail Drive, 506
Nylon With Bearings And Spacer
19 Teeth
Used With O-G0717A1



ECS O-G02215AB37
Sheave, For Tension Device, 506
Nylon With Bearings
7¹³/₁₆" O.D. x 1³/₈" Wide
Used with O-G0717A1



1. ECS O-195CB1
Sprocket, Handrail Drive Chain
68 Teeth, 3/4" Pitch
16¹/₁₆" O.D., 8³/₄" I.D.

2. ECS O-195BZ1
Sprocket, Idler, 24 Teeth
For Handrail Drive Chain #60
(ECS O-332AW1)
Order Bearings ECS O-207Z18 Separately

3. ECS O-195FW1
Sprocket, Idler, 24 Teeth
For Handrail Drive Chain #80
(ECS O-332AW12)
Order Bearings ECS O-207Z18 Separately




1. ECS O-207Z18
Bearing
2⁷/₁₆" O.D., 1¹/₈" I.D.

2. ECS O-207Z19
Bearing
2³/₁₆" O.D., 1¹/₈" I.D.



ECS O-G0717A1
Belt, Handrail Pressure, 506
1¹/₄" Wide, 98¹/₂" Circumference
7 Ribs, Kevlar Reinforced



ECS O-V717AAA2
Belt, Poly V, J Escalaire
2¹/₄" Wide, 133" Circumference
6 Ribs




ECS O-V717AAA1
Belt, Poly V, J Escalaire
2¹/₄" Wide, 149" Circumference
6 Ribs

HANDRAIL TENSION BOWS, GUIDES



Tension Bows



ECS O-GO9703AD
Roller Bow

ECS O-GO2215AB7
Roller, 3" x 2³/₁₆"



ECS O-GO9703AF
Roller, Bow Tension

ECS O-GO2215AB10
Roller, 3" x 1³/₈"



ECS O-GO9703AJ
Roller, Bow

ECS O-GO2215AB10
Roller, 3" x 1³/₈"



ECS O-GO9703BB
Roller, Bow

ECS O-GO2215AB29
Roller, 2" x 2³/₈"

Handrail Guides

Please Call
Toll-Free
1-800-621-0759

ECS O-385JF1
Guide, Upper Curve
R, RB
5' 2⁵/₈" Long

ECS O-385JM1
Guide Incline
R, RB
10' 2" Long

ECS O-385JG1
Guide, Lower Curve
R, RB
7' 1" Long

Handrail Guard



ECS O-A6337P1
Handrail Guard Kit, As Shown



ECS O-A384JR1
Guard, Boot



ECS O-HR1CG
Handrail, Black Indoor, Cotton
Glider Ply
Usually Supplied Endless
Used On R, RB, RB-C, J And 506



ECS O-HR1PG
Handrail, Black Outdoor, Poly
Glider Ply
Usually Supplied Endless
Used On R, RB, RB-C, J And 506

Handrails



ECS O-HR2CG
Handrail, Black Indoor, Cotton
Glider Ply
Usually Supplied Endless
Used On 506SL



ECS O-HR2PG
Handrail, Black Outdoor, Poly
Glider Ply
Usually Supplied Endless
Used On 506SL


Cleaner And Polish



ECS #306
Cleaner, Handrail
1 Quart Container



ECS #307
Polish, Handrail
1 Quart Container



Vulcanizers

ECS #V-1
Vulcanizer, Handrail.
Excellent For Splicing
Open End Handrail.
16" Splice Capacity.

ECS #V-1A
Vulcanizer, Handrail.
Excellent For Splicing
Open End Handrail.
32" Splice Capacity.



ECS O-7009A1
Switch, Lower Landing
Switch, Step and Skirt



ECS O-7009A2
Switch, Lower Landing
Upthrust

ECS O-7009A3
Switch, Lower Landing
Step & Skirt



ECS O-177AV1
Switch, Slack Chain
Tension Device

**Please Call
Toll-Free
1-800-621-0759**

ECS O-G0177AM2
Switch, Handrail Entry (506)



ECS O-G0177AG6
Switch, Chain Limit (506)

ECS O-G0177AG1
Switch, Combplate (506)



ECS O-6410E6
Switch, Key Operated
Double Throw Making
Key Removable At Center

ECS O-9703DM4
Switch, Stop Alarm
Sounds If Cover Is Lifted



Please Call Toll-Free
1-800-621-0759



ECS W-216B509G04
Roller, Step Trail For N & NT Step
4" O.D. x $1\frac{3}{16}$ " Tire Face
1 Bearing



ECS W-691B785G07
Roller, Step Trail And Chain Guide
3" O.D. x $\frac{5}{8}$ " Tire, Tapered Face
1 Bearing



ECS W-217B235H07
Roller, Step Trail And Axle
 $5\frac{1}{4}$ " O.D. x $\frac{7}{8}$ " Tire Face
2 Bearings



ECS W-322C363G01
Roller, Step Trail For L&M Step
 $5\frac{1}{4}$ " O.D. x $\frac{7}{8}$ " Tire Face
1 Bearing



ECS W-691B785G08
Roller, Axle
3" O.D. x $\frac{5}{8}$ " Tire, Tapered Face
2 Bearings

Handrail Drive, Pressure Assembly



ECS W-152B238G02
Roller, Handrail Drive
 $5\frac{5}{16}$ " O.D. x $1\frac{3}{8}$ " Tire Face
2 Tapped Holes, 4 Thru Holes

ECS W-196C271G01M
Roller, Handrail Drive
 $5\frac{1}{4}$ " O.D. x $1\frac{3}{8}$ " Tire Face
Keyway, Knurled Tire



ECS W-691B759G04
Roller, Handrail Pressure
3" O.D. x $2\frac{13}{16}$ " Tire Face



ECS W-196C271G01
Roller, Handrail Drive
 $5\frac{1}{4}$ " O.D. x $1\frac{3}{8}$ " Tire Face
Keyway

ECS W-691B759G02
Roller, Used With Old Style
Leaf Spring Pressure Assembly
3" O.D. x $1\frac{7}{16}$ " Tire,
2 Bearings



COMBSEGMENTS: N, MODULAR



Aluminum Die Cast


Key	ECS Number	Dimensions			Number Of Teeth
		d	x	y	
A.	W-626D315H06	5 ³ / ₄ "	1 ¹ / ₈ "	1"	16
B.	W-626D315H03	6 ¹ / ₄ "	1 ⁵ / ₈ "	1"	16
C.	W-626D315H05	6 ¹ / ₄ "	1 ⁵ / ₈ "	1"	15
D.	W-626D315H02	6 ¹ / ₄ "	1 ¹ / ₈ "	1 ⁹ / ₁₆ "	16
E.	W-626D315H04	6 ¹ / ₄ "	1 ¹ / ₈ "	1 ⁹ / ₁₆ "	15

Each Landing On A 32" N & Modular Needs:

(1) H03, (2) H06, (1) H02

Each Landing On A 48" N & Modular Needs:

(1) H05, (5) H06, (1) H04



Aluminum Die Cast Yellow Finish

Key	ECS Number	Dimensions			Number Of Teeth
		d	x	y	
A.	W-626D315H06YA	5 ³ / ₄ "	1 ¹ / ₈ "	1"	16
B.	W-626D315H03YA	6 ¹ / ₄ "	1 ⁵ / ₈ "	1"	16
C.	W-626D315H05YA	6 ¹ / ₄ "	1 ⁵ / ₈ "	1"	15
D.	W-626D315H02YA	6 ¹ / ₄ "	1 ¹ / ₈ "	1 ⁹ / ₁₆ "	16
E.	W-626D315H04YA	6 ¹ / ₄ "	1 ¹ / ₈ "	1 ⁹ / ₁₆ "	15

Each Landing On A 32" N & Modular Needs:

(1) H03YA, (2) H06YA, (1) H02YA

Each Landing On A 48" N & Modular Needs:

(1) H05YA, (5) H06YA, (1) H04YA



Injected Molded Plastic Yellow

Key	ECS Number	Dimensions			Number Of Teeth
		d	x	y	
A.	W-626D315H06Y	5 ³ / ₄ "	1 ¹ / ₈ "	1"	16
B.	W-626D315H03Y	6 ¹ / ₄ "	1 ⁵ / ₈ "	1"	16
C.	W-626D315H05Y	6 ¹ / ₄ "	1 ⁵ / ₈ "	1"	15
D.	W-626D315H02Y	6 ¹ / ₄ "	1 ¹ / ₈ "	1 ⁹ / ₁₆ "	16
E.	W-626D315H04Y	6 ¹ / ₄ "	1 ¹ / ₈ "	1 ⁹ / ₁₆ "	15

Each Landing On A 32" N & Modular Needs:

(1) H03Y, (2) H06Y, (1) H02Y

Each Landing On A 48" N & Modular Needs:


(1) H05Y, (5) H06Y, (1) H04Y



ECS #288
Screws For Combs
Phillips Head
100 Pcs./Bag



ECS #288A
Screws For Combs
Allen Head
100 Pcs./Bag



Aluminum Die Cast



Key	ECS Number	Dimensions			Number Of Teeth
		d	x	y	
A.	W-626D315H06	5 ³ / ₄ "	1 ¹ / ₈ "	1"	16
B.	W-628D184H01	5 ⁷ / ₈ "	1 ¹ / ₈ "	1 ¹ / ₈ "	16
C.	W-628D184H03	5 ¹ / ₂ "	1 ¹ / ₈ "	3 ⁴ / ₄ "	15
D.	W-628D184H02	5 ⁷ / ₈ "	1 ³ / ₁₆ "	1"	16
E.	W-628D184H04	5 ¹ / ₂ "	7 ⁸ / ₈ "	1 ¹ / ₁₆ "	15

Each Landing On A 32" NT Needs:

(1) H01, (2) H06, (1) H02

Each Landing On A 48" NT Needs:

(1) H03, (5) H06, (1) H04



Aluminum Die Cast Yellow Finish


Key	ECS Number	Dimensions			Number Of Teeth
		d	x	y	
A.	W-626D315H06YA	5 ³ / ₄ "	1 ¹ / ₈ "	1"	16
B.	W-628D184H01YA	5 ⁷ / ₈ "	1 ¹ / ₈ "	1 ¹ / ₈ "	16
C.	W-628D184H03YA	5 ¹ / ₂ "	1 ¹ / ₈ "	3 ⁴ / ₄ "	15
D.	W-628D184H02YA	5 ⁷ / ₈ "	1 ³ / ₁₆ "	1"	16
E.	W-628D184H04YA	5 ¹ / ₂ "	7 ⁸ / ₈ "	1 ¹ / ₁₆ "	15

Each Landing On A 32" NT Needs:

(1) H01YA, (2) H06YA, (1) H02YA

Each Landing On A 48" NT Needs:

(1) H03YA, (5) H06YA, (1) H04YA



Injected Molded Plastic Yellow

Key	ECS Number	Dimensions			Number Of Teeth
		d	x	y	
A.	W-626D315H06Y	5 ³ / ₄ "	1 ¹ / ₈ "	1"	16
B.	W-628D184H01Y	5 ⁷ / ₈ "	1 ¹ / ₈ "	1 ¹ / ₈ "	16
C.	W-628D184H03Y	5 ¹ / ₂ "	1 ¹ / ₈ "	3 ⁴ / ₄ "	15
D.	W-628D184H02Y	5 ⁷ / ₈ "	1 ³ / ₁₆ "	1"	16
E.	W-628D184H04Y	5 ¹ / ₂ "	7 ⁸ / ₈ "	1 ¹ / ₁₆ "	15

Each Landing On A 32" NT Needs:

(1) H01Y, (2) H06Y, (1) H02Y

Each Landing On A 48" NT Needs:

(1) H03Y, (5) H06Y, (1) H04Y

Please Call Toll-Free
1-800-621-0759

ECS #732
Sealant To Prevent
Screws From Seizing
(Sold In Sets Of 3)



STEPS: N, NT BLACK DEMARCATATIONS



Demarcation Inserts



ECS W-321C596H04
Demarcation Insert, Black. 6" Long, 16½ Teeth.
1 Needed For 32" Step; 1 Needed For 48" Step.




ECS W-321C596H05
Demarcation Insert, Black. 5¾" Long, 16 Teeth.
1 Needed For 32" Step; 2 Needed For 48" Step.



ECS W-321C596H06
Demarcation Insert, Black. 5¾" Long, 15 Teeth.
1 Needed For 32" Step; 3 Needed For 48" Step.



ECS W-321C596H03
Demarcation Insert, Black. 6" Long, 16½ Teeth.
1 Needed For 32" Step; 1 Needed For 48" Step.



Tread Board Complete

ECS W-321C679G17 (Not Shown)
Tread Board Complete With Black Demarcations
For 32" N, NT.

ECS W-323C501G13 (Shown)
Tread Board Complete With Black Demarcations
For 48" N, NT.

1. **ECS W-215B768H01**
End Plate, L.H.
2 1/16" x 1 1/16"
2 Screw Holes
2. **ECS W-215B768H02**
End Plate, R.H.
2 1/16" x 1 1/16"
2 Screw Holes
3. **ECS W-322C606G06**
Bracket L.H.
Includes Shaft,
Roller, And Cap
4. **ECS W-322C606G05**
Bracket R.H.
Includes Shaft,
Roller, And Cap
5. **ECS W-216B509G04**
Step Roller
4" O.D. x 1 3/16" Tire Face
1 Bearing
6. **ECS #178**
Snap Ring To Hold
Step Roller On Shaft
(30 Pcs. Per Pkg.)
7. **ECS W-X5ZS1H29**
Screw For End Plates.
8. **ECS W-X6FS1H11**
Washer, Brass
For Step Roller.
(30 Pcs. Per Pkg.)



**Please Call Toll-Free
1-800-621-0759**

Step Assembly

ECS W-534F904G37 (Not Shown)
Step Assembly For 32" N, NT
With Black Demarcations.

ECS W-627D258G17 (Shown)
Step Assembly For 48" N, NT
With Black Demarcations.



ECS W-144A541H01
O Rings For Demarcations.
(50 Pcs. Per Pkg.)



ECS W-144A542H03
Screws For Demarcations.
(50 Pcs. Per Pkg.)



Demarcation Inserts

ECS W-321C596H12
Demarcation Insert, Yellow; 6" Long, 16 $\frac{1}{2}$ Teeth;
1 Needed For 32" Step; 1 Needed For 48" Step




ECS W-321C596H13
Demarcation Insert, Yellow; 5 $\frac{3}{4}$ " Long, 16 Teeth;
1 Needed For 32" Step; 2 Needed For 48" Step



ECS W-321C596H14
Demarcation Insert, Yellow; 5 $\frac{3}{8}$ " Long, 15 Teeth;
1 Needed For 32" Step; 3 Needed For 48" Step



ECS W-321C596H11
Demarcation Insert, Yellow; 6" Long, 16 $\frac{1}{2}$ Teeth;
1 Needed For 32" Step; 1 Needed For 48" Step



Tread Board Complete

ECS W-321C679G18
Tread Board Complete With Yellow Demarcations
For 32" N, NT (Not Shown)

ECS W-323C501G14
Tread Board Complete With Yellow Demarcations
For 48" N, NT (Shown)

1. **ECS W-215B768H01**
End Plate, L.H.
2 $\frac{1}{16}$ " x 1 $\frac{1}{16}$ "
2 Screw Holes
2. **ECS W-215B768H02**
End Plate, R.H.
2 $\frac{1}{16}$ " x 1 $\frac{1}{16}$ "
2 Screw Holes
3. **ECS W-322C606G06**
Bracket L.H.
Includes Shaft,
Roller, And Cap
4. **ECS W-322C606G05**
Bracket R.H.
Includes Shaft,
Roller, And Cap
5. **ECS W-216B509G04**
Step Roller
4" O.D. x $\frac{13}{16}$ " Tire Face
1 Bearing
6. **ECS #178**
Snap Ring To Hold
Step Roller On Shaft
(30 Pcs. Per Pkg.)
7. **ECS W-X5Z51H29**
Screw For End Plates
8. **ECS W-X6F51H11**
Washer, Brass
For Step Roller
(30 Pcs. Per Pkg.)



**Please Call Toll-Free
1-800-621-0759**

Step Assembly

ECS W-534F904G39
Step Assembly For 32" N, NT
With Yellow Demarcations (Not Shown)

ECS W-627D258G19
Step Assembly For 48" N, NT
With Yellow Demarcations (Shown)

ECS #316
Tool To Insert/Remove
ECS #178.



ECS #732
Sealant To Prevent
Screws From Seizing
(Sold In Sets Of 3)



STEPS: MODULAR BLACK DEMARCATIONS




Demarcation Inserts

ECS W-321C596H04
Demarcation Insert, Black. 6" Long, 16½ Teeth.
1 Needed For 32" Step; 1 Needed For 48" Step.

ECS W-321C596H05
Demarcation Insert, Black. 5¾" Long, 16 Teeth.
1 Needed For 32" Step; 2 Needed For 48" Step.

ECS W-321C596H06
Demarcation Insert, Black. 5¾" Long, 15 Teeth.
1 Needed For 32" Step; 3 Needed For 48" Step.

ECS W-321C596H03
Demarcation Insert, Black. 6" Long, 16½ Teeth.
1 Needed For 32" Step; 1 Needed For 48" Step.



Tread Board Complete

ECS W-321C679G16 (Not Shown)
Tread Board Complete With Black Demarcations
For 32" Modular B

ECS W-323C501G12 (Shown)
Tread Board Complete With Black Demarcations
For 48" Modular B

1. ECS W-215B768H01
End Plate, L.H. 2¼" x 1⅞"
2 Screw Holes
 2. ECS W-215B768H02
End Plate, R.H. 2¼" x 1⅞"
2 Screw Holes
 3. ECS W-196C116G08
Bracket L.H. Includes Shaft,
Roller, And Cap
 4. ECS W-196C116G07
Bracket R.H. Includes Shaft,
Roller, And Cap
 5. ECS W-691B785G07
Step Roller
3" O.D. x ⅝" Wide
Tapered Tire, 1 Bearing
 6. ECS W-X6ZAS1H09
Snap Ring To Hold
Step Roller On Shaft
(30 Pcs. Per Pkg.)
 7. ECS W-X5ZS1H29
Screw For End Plates
 8. ECS W-X6FS1H11
Washer, Brass
For Step Roller
(30 Pcs. Per Pkg.)
- ECS W-X5BQS1H02
(Not Shown)
Screw For Tread Board
(50 Pcs. Per Pkg.)



Please Call Toll-Free
1-800-621-0759

Step Assembly

ECS W-5191D43G10 (Not Shown)
Step Assembly For 32" Modular B
With Black Demarcations.

ECS W-5191D42G10 (Shown)
Step Assembly For 48" Modular B
With Black Demarcations.



ECS W-144A541H01
O Rings For Demarcations.
(50 Pcs. Per Pkg.)



ECS W-144A542H03
Screws For Demarcations.
(50 Pcs. Per Pkg.)



STEPS: MODULAR YELLOW DEMARCATIONS

Demarcation Inserts



ECS W-321C596H12
Demarcation Insert, Yellow; 6" Long, 16½ Teeth;
1 Needed For 32" Step; 1 Needed For 48" Step




ECS W-321C596H13
Demarcation Insert, Yellow; 5¾" Long, 16 Teeth;
1 Needed For 32" Step; 2 Needed For 48" Step



ECS W-321C596H14
Demarcation Insert, Yellow; 5¾" Long, 15 Teeth;
1 Needed For 32" Step; 3 Needed For 48" Step



ECS W-321C596H11
Demarcation Insert, Yellow; 6" Long, 16½ Teeth;
1 Needed For 32" Step; 1 Needed For 48" Step



Tread Board Complete

ECS W-321C679G15
Tread Board Complete With Yellow Demarcations
For 32" Modular B (Not Shown)

ECS W-323C501G11
Tread Board Complete With Yellow Demarcations
For 48" Modular B (Shown)

1. **ECS W-215B768H01**
End Plate, L.H. 2¼" x 1¼"
2 Screw Holes
 2. **ECS W-215B768H02**
End Plate, R.H. 2¼" x 1¼"
2 Screw Holes
 3. **ECS W-196C116G08**
Bracket L.H. Includes Shaft,
Roller, And Cap
 4. **ECS W-196C116G07**
Bracket R.H. Includes Shaft,
Roller, And Cap
 5. **ECS W-691B785G07**
Step Roller
3" O.D. x 5/8" Wide
Tapered Tire, 1 Bearing
 6. **ECS W-X6ZAS1H09**
Snap Ring To Hold
Step Roller On Shaft
(30 Pcs. Per Pkg.)
 7. **ECS W-X5ZS1H29**
Screw For End Plates
 8. **ECS W-X6FS1H11**
Washer, Brass.
For Step Roller.
(30 Pcs. Per Pkg.)
- ECS W-X5BQS1H02**
(Not Shown)
Screw For Tread Board
(50 Pcs. Per Pkg.)



**Please Call Toll-Free
1-800-621-0759**

Step Assembly

ECS W-5191D43G09
Step Assembly For 32" Modular B
With Yellow Demarcations (Not Shown)

ECS W-5191D42G15
Step Assembly For 48" Modular B
With Yellow Demarcations (Shown)

ECS #316
Tool To Insert/Remove
ECS #178.



ECS #732
Sealant To Prevent Screws
From Seizing
(Sold In Sets Of 3)



ECS #311
Step Removal/Insertion Key.
12" Long With Molded
Handle For Comfort.



32" Step Assembly

1. ECS W-1727C53G03 (Shown)
Step Section L.H. Black Finish
Includes Shaft, Roller and Cap

ECS W-1727C53G08 (Not Shown)
Step Section L.H. Unpainted
Includes Shaft, Roller and Cap

2. ECS W-1727C53G04 (Shown)
Step Section R.H. Black Finish
Includes Shaft, Roller and Cap

ECS W-1727C53G09 (Not Shown)
Step Section R.H. Unpainted
Includes Shaft, Roller and Cap

3. ECS W-691B785G07
Step Roller
3" O.D. x 5/8" Wide
Tapered Tire, 1 Bearing

4. ECS W-X6ZAS1H09
Snap Ring To Hold
Step Roller On Shaft
(30 Pcs. Per Pkg.)

5. ECS W-X6FS1H11
Washer, Brass For Step Roller
(30 Pcs. Per Pkg.)



Step Assembly

ECS W-1727C53G01
Step Assembly Complete
Black Finish (Shown)

ECS W-1727C53G06
Step Assembly Complete
Unpainted (Not Shown)

48" Step Assembly

1. ECS W-1727C53G03 (Shown)
Step Section L.H. Black Finish
Includes Shaft, Roller and Cap

ECS W-1727C53G08 (Not Shown)
Step Section L.H. Unpainted
Includes Shaft, Roller and Cap

2. ECS W-1727C53G05 (Shown)
Center Section Black Finish
Includes Shaft, Roller and Cap

ECS W-1727C53G10 (Not Shown)
Center Section Unpainted
Includes Shaft, Roller and Cap

3. ECS W-1727C53G04 (Shown)
Step Section R.H. Black Finish
Includes Shaft, Roller and Cap

ECS W-1727C53G09 (Not Shown)
Step Section R.H. Unpainted
Includes Shaft, Roller and Cap

4. ECS W-691B785G07
Step Roller
3" O.D. x 5/8" Wide
Tapered Tire, 1 Bearing

5. ECS W-X6ZAS1H09
Snap Ring To Hold Step Roller
On Shaft (30 Pcs. Per Pkg.)

6. ECS W-X6FS1H11
Washer, Brass For Step Roller
(30 Pcs. Per Pkg.)



Step Assembly

ECS W-1727C53G02 (Shown)
Step Assembly Complete
Black Finish

ECS W-1727C53G07 (Not Shown)
Step Assembly Complete
Unpainted

Please Call Toll-Free
1-800-621-0759



ECS W-196C269G01
Pulley For Timing Belt
Die Cast Hub W/Keyway
5" O.D. x 1 7/16" Wide
4 Are Required For 4 Wheel Drive
6 Are Required For 6 Wheel Drive



ECS W-196C271G01
Handrail Drive Roller, Poly. Tire
Aluminum Die Cast Hub W/Keyway
5 1/4" O.D. x 1 3/8" Wide Tire
4 Are Required For 4 Wheel Drive
6 Are Required For 6 Wheel Drive



ECS W-196C271G01M
Handrail Drive Roller With
Knurled Poly. Tire For Improved Traction
Aluminum Die Cast Hub W/Keyway
5 1/4" O.D. x 1 3/8" Wide Tire
4 Are Required For 4 Wheel Drive
6 Are Required For 6 Wheel Drive



ECS W-5199D18G05
Shaft & Bearing Assembly
Heavy Duty Version
Supplied With Spacers,
Snap Rings And Keys
4 Required For 4 Wheel Drive
6 Required For 6 Wheel Drive

ECS W-X4TS1H19

Nut, Flex Loc
8 Required For
4 Wheel Drive

12 Required For
6 Wheel Drive



Tension Roller



ECS W-196C272G01
Tension Roller For Timing Belts
4 1/4" O.D. x 1 1/4" Wide
2 Sealed Bearings

Pressure Roller Assembly



ECS W-5199D28G01
Pressure Roller Assembly
For Modular Drive
2 Are Required For 4 Wheel Drive
3 Are Required For 6 Wheel Drive

ECS W-691B759G04

Roller Assembly For W-5199D28G01
3" O.D. x 2 13/16" Wide Tire
2 Sealed Bearings



Timing Belts And Pulley



ECS W-691B789H05
Timing Belt For 4 Wheel Drive
Kevlar Reinforcement

ECS W-691B789H07
Timing Belt For 6 Wheel Drive
Kevlar Reinforcement

ECS W-5191D53G01
Pulley For Timing Belts
84 Teeth



MAIN DRIVE: MODULAR



Polyurethane Drive Chain

ECS W-2648C02G01
Drive Chain, 1 Pair



Brushes



ECS W-2637C34H14
Brush, Oil Applicator
For Polyurethane Chain
(2 Per Pkg.)

ECS W-196C126H07
Shoe For Broken Chain
Switch

Sprockets & Stub Shaft



1. ECS W-5191D57H01
Drive Sprocket, Double Row

2. ECS W-691B734G01
Idler Sprocket, Double Row
Assembled With Bearings

3. ECS W-1726C09H01
Stub Shaft, 9/4" O.D.
6 Mounting Holes
Keyway

Bearings




ECS W-B22435HL
Bearing For Fixed L.H.
Pillow Block

ECS W-CSEB22435H
Bearing For Floating R.H.
Pillow Block




Brake



ECS W-5206D68H01 (shown)
Brake, Ogura 90 Volts D.C.
Can Replace Electroid 5213D49H01
(Please Supply Nameplate Data Prior To Ordering)

ECS W-5206D68H02 (not shown)
Brake, Ogura 90 Volts D.C.
Can Replace Electroid 5213D49H02
(Please Supply Nameplate Data Prior To Ordering)



1. ECS W-2633C64G01

Conversion Kit For 4 Wheel Drive Assembly
Each Kit Includes:


- (2) W-866A704G01 Sprockets, Main Drive, 36 Teeth
- (4) W-866A703G01 Sprockets, Idler, 15 Teeth
- (8) W-866A702H01 Sprockets, Handrail Drive, 13 Teeth
- (2) W-2633C64H04 Chain, Drive

**Please Call
Toll-Free
1-800-621-0759**

2. ECS W-2633C64G02

Conversion Kit For 6 Wheel Drive Assembly
Each Kit Includes:

- (2) W-866A704G01 Sprockets, Main Drive, 36 Teeth
- (6) W-866A703G01 Sprockets, Idler, 15 Teeth
- (12) W-866A702H01 Sprockets, Handrail Drive, 13 Teeth
- (2) W-2633C64H05 Chain, Drive




STEP CHAIN/COMPONENTS L, M, N, NT



ECS W-103D750G01
Step Chain, 1 Pair
Assembled In Lengths To
Accommodate 6 Steps

ECS W-103D750G03
Step Chain, 1 Pair
Assembled In Lengths
To Accommodate 1 Step



Note:
An Escalator Having 72
Steps Would Require:
(12) W-103D750G01

One Having 73 Steps
Would Require:
(12) W-103D750G01 and
(1) W-103D750G03



ECS W-217B235H07
Roller, Chain Axle
5-1/4" O.D. x 7/8" Tire Face
2 Bearings



ECS #178
Ring For Chain Axle
2 Required Per Axle



ECS W-X6FS1H11
Washer, For Chain Roller
2 Required Per Roller

**Please Call Toll-Free
1-800-621-0759**



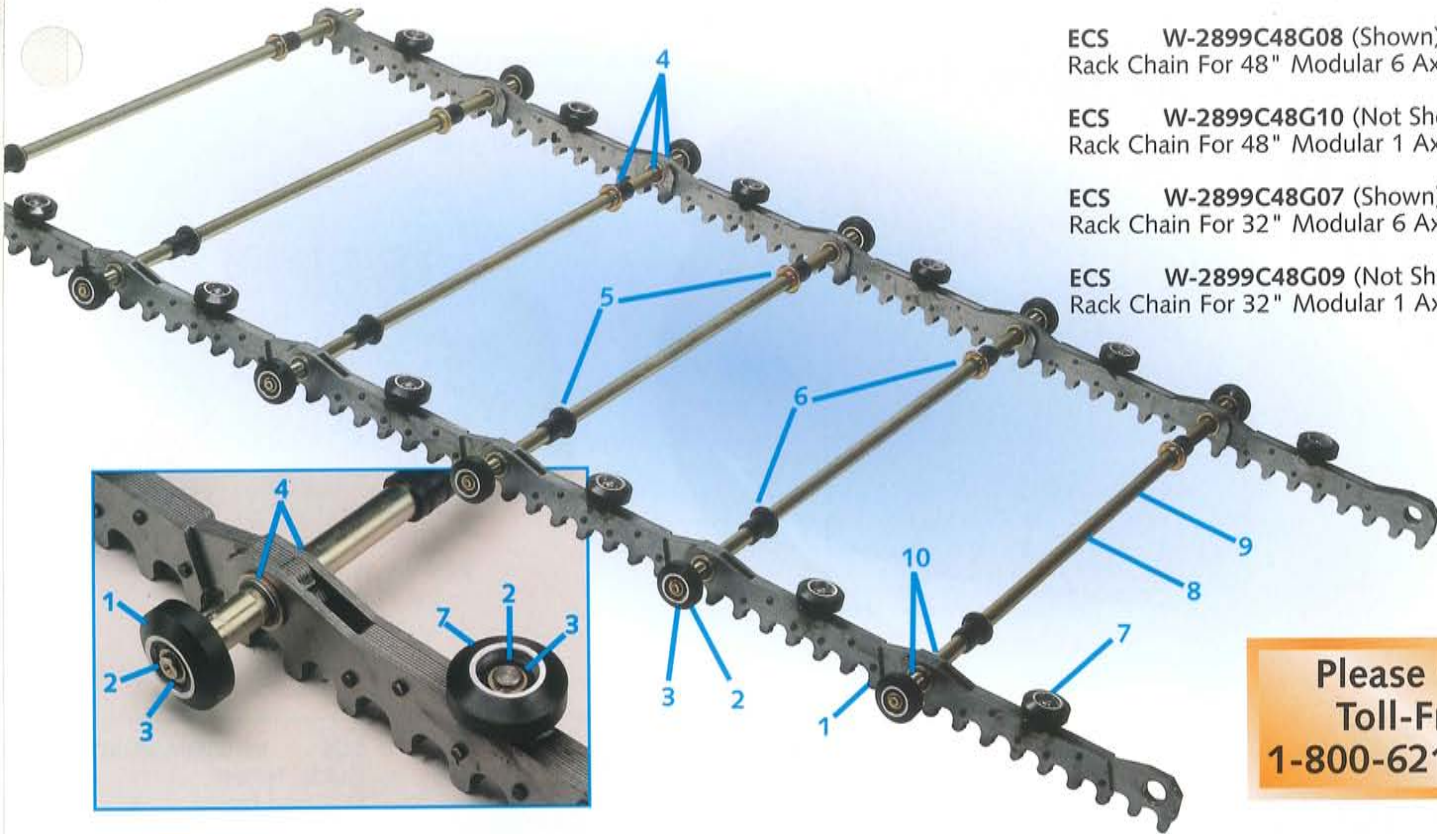
ECS W-K5863-1
Bushing, Rubber For Chain Axle
2 Required Per Axle




ECS #316
Tool, To Insert/Remove
ECS #178 Snap Ring



ECS W-K5597-2
Collar, For Chain Axle
2 Required Per Axle



- ECS W-2899C48G08 (Shown)
Rack Chain For 48" Modular 6 Axle Assembly
- ECS W-2899C48G10 (Not Shown)
Rack Chain For 48" Modular 1 Axle Assembly
- ECS W-2899C48G07 (Shown)
Rack Chain For 32" Modular 6 Axle Assembly
- ECS W-2899C48G09 (Not Shown)
Rack Chain For 32" Modular 1 Axle Assembly



**Please Call
Toll-Free
1-800-621-0759**

Rack Chain Components (refer to photo above)

- | | |
|--|--|
| <p>1. ECS W-691B785G08
Roller, Axle
3" O.D. x 5/8" Tire, Tapered Face
2 Bearings</p> <p>2. ECS W-X6ZAS1H09
Ring, Axle
(30 Pcs. Per Pkg.)</p> <p>3. ECS W-X6FS1H11
Washer, Brass
(30 Pcs. Per Pkg.)</p> <p>4. ECS W-X6ZS6H82
Ring, Split
(30 Pcs. Per Pkg.)</p> <p>5. ECS W-691B783H01
Bushing, Rubber (2 Per Axle)</p> | <p>6. ECS W-866A348H01
Collar (2 Per Axle)</p> <p>7. ECS W-691B785G07
Roller, Side Guide
3" O.D. x 5/8" Tire,
Tapered Face, 1 Bearing</p> <p>8. ECS W-5191D44H03
Axle, For 32" Modular</p> <p>9. ECS W-5191D44H04
Axle, For 48" Modular</p> <p>10. ECS W-196C117H09
Spacer</p> |
|--|--|



ECS #316
Tool To Insert/Remove
W-X6ZAS1H09

Bushing Kits & Tools



ECS W-6929C24G01
Bushing Kit
Needed To Rebush Laminates
Having Worn Brass Bushings.
1 3/8" O.D., 2 Kits Per Step.



ECS W-6929C24G02
Bushing Kit
Needed To Rebush Laminates
Having Worn Brass Bushings.
1 7/64" O.D., 2 Kits Per Step.



ECS #415
Tool For Removing Worn Brass Bushings.
As It Presses Out The Worn Brass
Bushings, It Presses Into Position
The New Steel Bushings.

SWITCHES - SHOE, BUTTON



ECS W-5063A04H01
Switch, SPDT



ECS W-5063A04H02
Switch, DPDT



ECS W-5063A04H04
Switch, DPDT



ECS W-196C126H07
Shoe, Chain Switch



ECS W-694B930H01
Button, Plunger Stem



ECS W-630B226H05
Strip, Nylatron
Sold In 100 Foot Coil

ECS W-5060A33H01
Strip, Sold In 100' Coil



ECS W-865A032H01
Splice, Guide For Handrail
4" Long



ECS W-5060A88H01
Guide, Newell
Extruded Nylon
Sold In 5 Foot Lengths


ECS W-5060A88H02
Guide, Return And Take Up
Extruded Nylon
Sold In 24 Foot Lengths

Please Call
Toll-Free
1-800-621-0759




ECS W-864A976H01
Guide, Newell
Extruded Nylon
Sold In 12 Foot Lengths





A

A. ECS W-HR1CG
Handrail, Black Indoor, Cotton
Glider Ply. Usually Supplied Endless
Used On M, N, NT



B

B. ECS W-HR1PG
Handrail, Black Outdoor
Poly Glider Ply. Usually Supplied Endless
Used On M, N, NT



C

C. ECS W-HR2CG
Handrail, Black Indoor, Cotton
Glider Ply. Supplied Endless
Used On Modular Units

D. ECS W-K4854H02
Band, Traction For
Handrail Drive Sheave
1-1/4" Wide,
3/8" Thick,
96" Circumference



D



E

E. ECS W-HR2PG
Handrail, Black Outdoor
Poly Glider Ply. Supplied Endless
Used On Modular Units

F. ECS W-103D291G03
Boot, Handrail Inlet for W-HR4



F

Vulcanizers



ECS #V-1
Vulcanizer, Handrail.
Excellent For Splicing
Open End Handrail.
16" Splice Capacity.



ECS #V-1A
Vulcanizer, Handrail.
Excellent For Splicing
Open End Handrail.
32" Splice Capacity.

Please Call Toll-Free
1-800-621-0759

Cleaner And Polish



ECS #306
Cleaner, Handrail
1 Quart Container



ECS #307
Polish, Handrail
1 Quart Container

Step Assembly



ECS S-SCS468544 (shown)
Step, Silver, 600mm

ECS S-SCS807616
Step, Black, 600mm

ECS S-SCS468545
Step, Silver, 800mm

ECS S-SCS807617
Step, Black, 800mm

ECS S-SCS468546
Step, Silver, 1000mm

ECS S-SCS807618
Step, Black, 1000mm

**These Steps Are Available
In Silver Or Black**

ECS S-SCS468547 (shown)
Step, Silver, 600mm W/K Edge

ECS S-SCS807619
Step, Black, 600mm W/K Edge

ECS S-SCS468548
Step, Silver, 800mm W/K Edge

ECS S-SCS807620
Step, Black, 800mm W/K Edge

ECS S-SCS468549
Step, Silver, 1000mm W/K Edge

ECS S-SCS807621
Step, Black, 1000mm W/K Edge



1. ECS S-SCS319901
K Edge, L.H.

4. ECS S-SCS319903
K Edge Riser, L.H.

2. ECS S-SCS319900
K Edge

5. ECS S-SCS319905
K Edge Riser, R.H.

3. ECS S-SCS319902
K Edge, R.H.

6. ECS S-SCS241534
Roller, Step
2 3/4" O.D. x 1" Tire Face

7. ECS S-SCS409172
Pad, Guide



ECS S-858986
Clips, K Edge
(25 Per Package)



ECS S-DIN798107
Screws, K Edge
(25 Per Package)

**Please Call
Toll-Free
1-800-621-0759**

Comb Segments

Aluminum Die Cast

ECS S-SMR898515
Comb End, L.H.
1 Tooth

ECS S-SMR898462
Comb, 7 7/8" Wide
22 Teeth

ECS S-SMR898516
Comb End, R.H.
1 Tooth



Drive Chain



ECS S-741330
Chain, Handrail Drive
104" Long

ECS S-741330HL
Link, Half
(not shown)

ECS S-741330FL
Link, Full
(not shown)



Step Chain

ECS S-SCS241547
Step Chain, 1 Pair
Each Pair Accommodates 12 Steps



ECS S-HR1PG
Handrail, Used On
SW, SWE, SWU, EWE.
Specify Length.

ECS S-HR2PG
Handrail, Used On
SDS And 2000 Series.
Specify Length.



ECS S-749312
Belt, Handrail Poly V
2 1/4" Wide

Handrail Drive



ECS S-SEH498347
Chain, Newell Roller
53 3/4" Long
17 Nylon Rollers

ECS S-SCH394007
Pulley, V Belt, W/O Shaft
37/16" O.D. x 2 13/16" Wide


ECS S-SCH394014
Pulley, V Belt, W/Shaft
(not shown)



Yellow Aluminum



ECS S-SMR898516YA
Comb End, R.H.
1 Tooth



ECS S-SMR898462YA
Comb, 7 7/8" Wide
22 Teeth



ECS S-SMR898515YA
Comb End, L.H.
1 Tooth



ECS S-DIN799101
Screws, Comb
(25 Per Package)

What Makes ECS Rollers So Special? We Do!

All of our rollers are molded in our polyurethane department. We control all phases of the production; we purchase the best chemicals for the polyurethane; and we use only the highest quality bonding agents. After carefully machining the tire, we finish the assembly by inserting quality made, dependable bearings. Although it costs more to make a roller this way, you won't pay more. We're competitively priced.



ECS M-P23230
Roller, Step Trail
3" O.D. x 7/8" Tire Face
3/4" Bearing I.D.



ECS M-P22723
Roller, Newell Assembly
2 3/4" O.D. x 1 5/16" Tire Face



ECS M-P12963
Roller, Step or Chain
3 15/16" O.D. x 7/8" Tire Face
3/4" Bearing I.D.



ECS M-P5985
Roller, Step Trail
3 15/16" O.D. x 1 1/4" Tire Face
3/4" Bearing I.D.

Flange Couplings



ECS M-P23371
Coupling, Flange
2 3/8" O.D. x 1 1/2" Long



ECS M-P27233
Coupling, Flange
2 3/8" O.D. x 3 1/8" Long



ECS M-P29864
Coupling, Flange Kit
Used On New Style Steps With Thru Axle. Includes Spindle, Nut (Fine Thread), Hardware And M-P12963 Roller Assembled To Spindle. 1 Kit Per Step Assembly.



ECS M-P32931
Coupling, Flange Kit
Required for Thru Axle Steps Which Have Style M-A42860 Step Chain. 1 Kit Per Step Assembly.



ECS M-P27266
Coupling, Flange
Converts Old Style To Quick Connect. Includes Spindle, Base, Nut, Hardware And M-P12963 Roller Assembled To Spindle.

ECS M-P29865
Coupling, Flange Kit
Used On New Style Steps With Thru Axle. Includes Spindle, Nut (Fine Thread), Hardware And M-P5985 Roller Assembled To Spindle. 1 Kit Per Step Assembly.



ECS #207
Puller, Wheel
Removes M-P5985

ECS #208
Puller, Wheel
Removes M-P23230
And M-P12963



ECS M-P27266W
Wrench, Open Box
Loosens/Tightens Nut
On Quick Connect
Flange Kits



ECS #240A
Socket
Removes Bolts
From M-P23371
And M-P27233




ECS #240
Wrench, Ratchet
Removes Bolts From
M-P23371 And M-P27233

Aluminum Die Cast



B



C



A

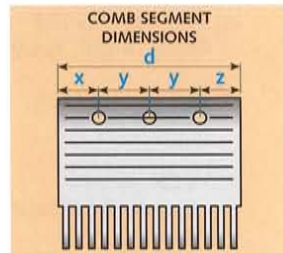


D



E

Key	ECS Number	Dimensions				Number Of Teeth
		d	x	y	z	
A.	ECS M-P32484	8 ³ / ₈ "	1 ⁷ / ₁₆ "	2 ³ / ₄ "	1 ⁵ / ₁₆ "	25
B.	ECS M-046634	7 ⁵ / ₈ "	1 ³ / ₈ "	2 ³ / ₄ "	5 ⁸ / ₈ "	22 ¹ / ₂
C.	ECS M-046635	7 ⁵ / ₈ "	5 ⁸ / ₈ "	2 ³ / ₄ "	1 ³ / ₈ "	22 ¹ / ₂
D.	ECS M-046670	8"	1"	2 ³ / ₄ "	1 ³ / ₈ "	23 ¹ / ₂
E.	ECS M-046671	8"	1 ³ / ₈ "	2 ³ / ₄ "	1"	23 ¹ / ₂




**Please Call
Toll-Free
1-800-621-0759**

Aluminum Die Cast - Yellow Finish




B



C



A

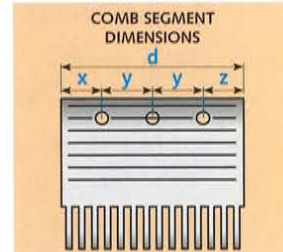


D



E

Key	ECS Number	Dimensions				Number Of Teeth
		d	x	y	z	
A.	ECS M-P32484YA	8 ³ / ₈ "	1 ⁷ / ₁₆ "	2 ³ / ₄ "	1 ⁵ / ₁₆ "	25
B.	ECS M-046634YA	7 ⁵ / ₈ "	1 ³ / ₈ "	2 ³ / ₄ "	5 ⁸ / ₈ "	22 ¹ / ₂
C.	ECS M-046635YA	7 ⁵ / ₈ "	5 ⁸ / ₈ "	2 ³ / ₄ "	1 ³ / ₈ "	22 ¹ / ₂
D.	ECS M-046670YA	8"	1"	2 ³ / ₄ "	1 ³ / ₈ "	23 ¹ / ₂
E.	ECS M-046671YA	8"	1 ³ / ₈ "	2 ³ / ₄ "	1"	23 ¹ / ₂



ECS #293
Screws Phillips Head
100 Per Package



ECS M-60164
Tool, To Lift Up
Access Cover



ECS M-32104
Tool, "T" Handle To
Lift Up Access Plate

Style "A"

1. ECS M-P5985
Roller, Step
3¹⁵/₁₆" x 1¹/₄"
or
ECS M-P12963
Roller, Step
3¹⁵/₁₆" x 7⁷/₈"
2. ECS M-B29103
Tread, Left, Gray
3. ECS M-B29102
Tread, Center, Gray
(1 Needed For 3E Step)
(2 Needed For 4E Step)
(3 Needed For 5E Step)
4. ECS M-B29104
Tread, Right, Gray
5. ECS M-B29105
Riser, Gray
- 6.* ECS #294
Screw, Treadboard
- 7.* ECS M-46662
Nut, Kep For ECS 294
8. ECS #17
Ring, For Step Roller

Please Call
Toll-Free
1-800-621-0759




*Arrow Indicates Location.
The Part Itself Is Not Visible.

The step shown was the original design used on both standard and non standard (i.e. glass) balustrade escalators. The step body is even with the outside edges of the step treads and risers. The flange couplings on the step body were either M-P23371 or M-P27233. The step treads were mounted to the step body with ECS 294 Filister Head Screws. The risers were all the same. The step trail rollers were either M-P5985 or M-P12963. The Part Number For The 3E (24") Wide Step: ECS M-P7709 The Part Number For The 4E (32") Wide Step: ECS M-P8604 The Part Number For The 5E (40") Wide Step: ECS M-P7705


Style "B"

1. ECS M-P12963
Roller, Step
3¹⁵/₁₆" x 7⁷/₈"
2. ECS M-67791
Tread, Left, Gray
3. ECS M-67790
Tread, Center, Gray
(1 Needed For 3E Step)
(2 Needed For 4E Step)
(3 Needed For 5E Step)
4. ECS M-67792
Tread, Right, Gray
5. ECS M-B29105
Riser, Gray
- 6.* ECS M-29255
Stud, Twist Off
- 7.* ECS M-29256
Nut, Flanged
For M-29255
- 8.* ECS M-67373
Washer, Cup
For M-29255
9. ECS #17
Ring, For Step Roller



* Arrow Indicates Location.
The Part Itself Is Not Visible.

The step shown is one of the replacements for the original style A step. The step body is even with the outside edges of the step treads and risers. There is a thru axle spanning the step's width. The ends are fine thread. To connect the steps with the step chain, use either M-P29864, M-P29865 or M-P32931 flange kits. The step treads are mounted to the step body with ECS M-29255 studs. The risers are identical. The step trail rollers are M-P12963. The Part Number For The 24" Wide Step: ECS M-P34244-001 The Part Number For The 32" Wide Step: ECS M-P34245-001 The Part Number For The 40" Wide Step: ECS M-P34246-001

Style "C"


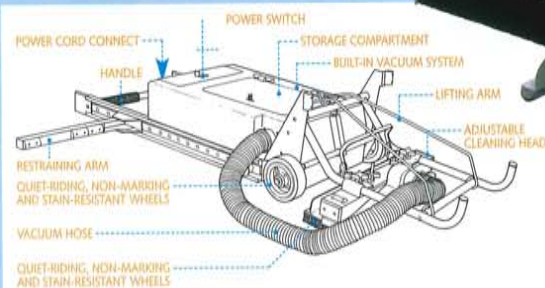
NOTE: Thru Axle

The step shown is another possible replacement for the original style A step. The step body is recessed with the outside edges of the step treads and risers overhanging the frame. There is a thru axle spanning the step's width. The ends are fine thread. To connect the steps to the step chain, use either M-P29864, M-P29865 or M-P32931 flange kits. The step treads are mounted to the step body with ECS M-29255 studs. The risers on the outside have a cutout. The step trail roller is M-P23230. The Part Number For The 24" Wide Step: ECS M-P34241-001
 The Part Number For The 32" Wide Step: ECS M-P34242-001
 The Part Number For The 40" Wide Step: ECS M-P34243-001

3. ECS M-67790
Tread, Center, Gray
(1 Needed For 3E Step)
(2 Needed For 4E Step)
(3 Needed For 5E Step)
 4. ECS M-67792
Tread, Right, Gray
 5. ECS M-B29434
Riser, Right, Gray
 6. ECS M-B29105
Riser, Center, Gray
 7. ECS M-B59433
Riser, Left, Gray
 - 8.* ECS M-29255
Stud, Twist Off
 - 9.* ECS M-29256
Nut, Flanged For M-29255
 - 10.* ECS M-67373
Washer, Cup For M-29255
 11. ECS #17
Ring, For Step Roller
- *Arrow Indicates Location. The Part Itself Is Not Visible.


Specifications:

- Vacuum Motors - (2)1½ HP motors
- Power Draw - 13.8 amps
- Shipping Dimensions, Size, Weight
 24" head: 12" x 11.5" x 44" 58 lbs.
 32" head: 12" x 11.5" x 44" 69 lbs.
 40" head: 12" x 11.5" x 44" 80 lbs.


Treadmaster

One of the most visible areas in a building is the passenger escalator. To keep the escalator steps looking clean you need the ECS Treadmaster.

The Treadmaster automatically cleans and polishes the escalator's step tread in one operation.

Simply roll the Treadmaster in position; release the handle, lower the head assembly, secure the restraining arms, turn the unit on, then walk away.

As the escalator steps cycle through, the Treadmasters' powerful motor vacuums all the dirt, dust and grit out of the treads recesses. While it is cleaning, the Treadmasters' polishing pad is at work bringing back the original aluminum lustre to the tread.


The Treadmaster can clean and polish 24", 32", and 40" wide steps in about four hours. Future cleanings can take two hours or less depending upon how frequently the Treadmaster is used.

Features:


- Durable, rotomolded, polyethylene construction.
- Non-marking rubber wheels
- Replaceable polishing pads
- Crevice tool for hard to reach areas
- Available in 3 different tread widths: the 24", 32" and 40" cleaning heads will accommodate all escalator models.




ECS M-B29103
Tread, Left Hand, Gray 15⁵³/₆₄" x 8¹/₁₆" Wide Mounted To Step Body With ECS 294 & M-46662. Screw Holes Are Visible. No Boss On Underside.



ECS M-B29102
Tread, Center, Gray 15⁵³/₆₄" x 8¹/₁₆" Wide Mounted To Step Body With ECS 294 & M-46662. Screw Holes Are Visible. No Boss On Underside.



ECS M-B29104
Tread, Right Hand, Gray 15⁵³/₆₄" x 8¹/₁₆" Wide Mounted To Step Body With ECS 294 & M-46662. Screw Holes Are Visible. No Boss On Underside.



ECS M-67791
Tread, Left Hand, Gray 15⁵³/₆₄" x 8¹/₁₆" Wide Mounted To Step Body With M-29255, M-29256 & M-67373. Bosses Are Located On Underside.



ECS M-67790
Tread, Center, Gray 15⁵³/₆₄" x 8¹/₁₆" Wide Mounted To Step Body With M-29255, M-29256 & M-67373. Bosses Are Located On Underside.



ECS M-67792
Tread, Right Hand, Gray 15⁵³/₆₄" x 8¹/₁₆" Wide Mounted To Step Body With M-29255, M-29256 & M-67373. Bosses Are Located On Underside.

Risers



ECS M-B29105
Riser, Gray



ECS M-B59434
Riser, Left, Gray



ECS M-B59433
Riser, Right, Gray

Hardware



ECS #294
Screw, Filister Head For M-6095 (6,7,8) And M-B2910 (2,3,4) (100 Per Pkg.)



ECS M-46662
Nut, Kep Used With ECS 294 (100 Per Pkg.)




ECS M-29255
Stud, Twist Off Head For M-6737 (0,1,2) And M-6779 (0,1,2) (100 Per Pkg.)



ECS M-67373
Washer, Cup Used With M-29255 (25 Per Pkg.)




ECS M-29256
Nut, Flanged Used With M-29255 (25 Per Pkg.)




ECS M-60957
Tread, Left Hand, Gray $15\frac{29}{32}$ " x $8\frac{1}{16}$ "
Wide Mounted To Step Body With
ECS 294 & M-46662. Screw Holes
Are Visible. No Boss On Underside.




ECS M-60956
Tread, Center, Gray $15\frac{29}{32}$ " x $8\frac{1}{16}$ "
Wide Mounted To Step Body With
ECS 294 & M-46662. Screw Holes
Are Visible. No Boss On Underside.




ECS M-60958
Tread, Right Hand, Gray $15\frac{29}{32}$ " x $8\frac{1}{16}$ "
Wide Mounted To Step Body With
ECS 294 & M-46662. Screw Holes
Are Visible. No Boss On Underside.



ECS M-67371
Tread, Left Hand, Gray $15\frac{29}{32}$ " x $8\frac{1}{16}$ "
Wide Mounted To Step Body With
M-29255, M-29256 And M-67373.
Bosses Are Located On Underside.



ECS M-67370
Tread, Center, Gray $15\frac{29}{32}$ " x $8\frac{1}{16}$ "
Wide Mounted To Step Body With
M-29255, M-29256 And M-67373.
Bosses Are Located On Underside.



ECS M-67372
Tread, Right Hand, Gray $15\frac{29}{32}$ " x $8\frac{1}{16}$ "
Wide Mounted To Step Body With
M-29255, M-29256 And M-67373.
Bosses Are Located On Underside.

Handrails

ECS M-HR1CG
Handrail, Usually Used
On Glass Balustrades.
Specify Length.



ECS M-HR2CG
Handrail, "V", Usually
Used On Non Glass
Balustrades. Specify
Length.

ECS M-B29325
Brush, Handrail



ECS M-60263
Guide, Handrail
Nylon Extrusion 13' Long
Used On Standard And
Glass Balustrades
 $2\frac{1}{2}$ " Wide x $1\frac{1}{2}$ " High

Speciality Tools



ECS M-A35671H
Ring, Retaining
(25 Per Pkg.)



ECS #204
Tool, To Insert M-A35671H



ECS M-28974
Shim, Crescent Used For
Side To Side Alignment
(25 Per Pkg.)



ECS #203
Tool, To Insert M-28974



ECS M-67854
Spacer, Step Chain
.780" O.D. x .595" I.D.
x .137" Thick
(25 Per Pkg.)



ECS #316
Tool, To Insert/Remove ECS #17

What's the difference between ECS produced step chain and non ECS? Ours has several advantages and benefits. The link plates are made in our factory using state-of-the-art machining centers which ensure accuracy. The holes in the link plates are machined, not punched, and are guaranteed to be accurate on every plate in the assembly.

we contract out the O.D. grinding and heat treating, we require that our vendors submit certification sheets guaranteeing that their procedures meet our tough requirements.

A little extra touch we add to ECS step chain is the yellow powder coating of each master link assembly. This is a visual help during and after assembly for the mechanic. It shows him where the master links are located in the step chain.

Because ECS step chain is so accurate, the mechanic can randomly install the chain sections. No more matching and tagging means faster, more precise installation.

The extended pins and bushings are made at ECS under our guidelines. We control every phase of the machining and assembly. Although



ECS M-35671 (Not Shown)
Step Chain, 1 Pair This Amount Will Accommodate 6 Steps. Produced By ECS, The Lengths Do Not Require Matching And Tagging.

ECS M-35671^
Step Chain, 1 Pair This Amount Will Accommodate 6 Steps. This is Non ECS And Each Length Is Matched And Tagged.



ECS M-A35671ML
Master Link Assembly Includes M-A35671H Ring

ECS M-A35671H
Ring, Retaining Used On Extended Pins



ECS M-35672 (Not Shown)
Step Chain, 1 Pair This Amount Will Accommodate 1 Step. Produced By ECS, The Lengths Do Not Require Matching And Tagging.

ECS M-35672^
Step Chain, 1 Pair This Amount Will Accommodate 1 Step. This Is Non ECS And Each Length Is Matched And Tagged.

Heavy Duty Step Chain



ECS M-36713
Step Chain, 1 Pair
This Amount Will Accommodate 6 Steps.



ECS M-36714
Step Chain, 1 Pair
This Amount Will Accommodate 1 Step.

ECS M-36714ML
Master Link Assembly
Includes M-A35671H Ring

Please Call
Toll-Free
1-800-621-0759



ECS M-A42861
Step Chain, 1 Pair This Amount Will Accommodate 1 Step. Each Pair Has 4 M-P12963 Rollers Inside The Links. Produced By ECS, The Lengths Do Not Require Matching And Tagging.



ECS M-A42860
Step Chain, 1 Pair
This Amount Will Accommodate 6 Steps. Each Pair Has 24 M-P12963 Rollers Inside The Links. Produced By ECS, The Lengths Do Not Require Matching And Tagging.



ECS M-A42860ML
Master Link Assembly
Includes M-A35671H Ring

Accessories

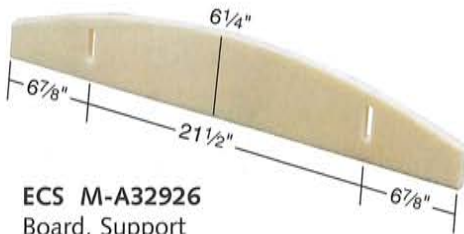


ECS #5918
Oil Sorbent Sheets 17" x 19"
1 Case (100 Sheets)



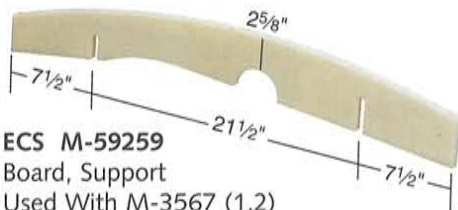
ECS M-A35671H
Ring, Retaining Used
On Extended Pins

Support Boards



ECS M-A32926
Board, Support
Used With M-3567 (1,2)

ECS M-36719
Board, Support
Used With M-3671 (3,4)
(Not Shown)



ECS M-59259
Board, Support
Used With M-3567 (1,2)

Chain Guides



ECS M-42851
Guide, Chain
16" Long x 3/4" High



ECS M-42430
Guide, Chain
9-7/8" Long x 3/4" High



ECS #204
Tool To Insert M-A35671H




ECS M-29247
Plug, Noise Dampener.
Inserts Into Sprocket On Bull Gear.
(50 Per Pkg.)

COMBSEGMENTS, TREADS

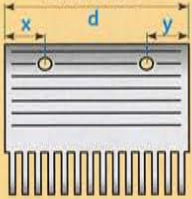


Aluminum Die Cast




Key	ECS Number	Dimensions			Number Of Teeth
		d	x	y	
A	H-63018	5"	1½"	1½"	15
B	H-83085	4½"	1⅛"	1½"	13
C	H-83086	4½"	1½"	1"	13
D	H-83083	2½"	1"	1½"	7
E	H-83084	2½"	1½"	1"	7

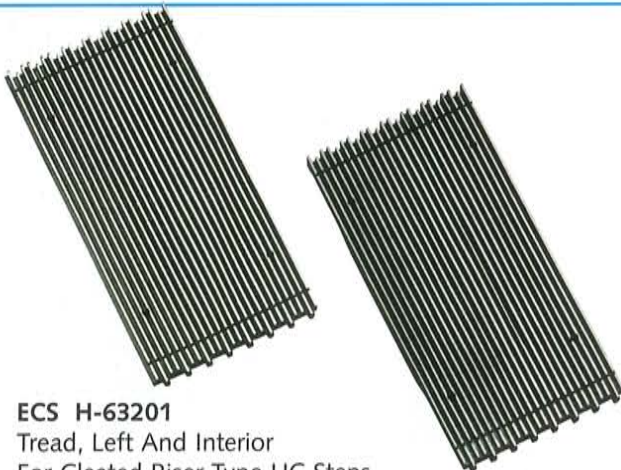
COMB SEGMENT DIMENSIONS



Yellow Aluminum



Key	ECS Number	Dimensions			Number Of Teeth
		d	x	y	
A	H-63018YA	5"	1½"	1½"	15
B	H-83085YA	4½"	1⅛"	1½"	13
C	H-83086YA	4½"	1½"	1"	13
D	H-83083YA	2½"	1"	1½"	7
E	H-83084YA	2½"	1½"	1"	7



ECS H-63201
Tread, Left And Interior
For Cleated Riser Type HC Steps
1 Outside Edge Has Lip
7¹⁵/₁₆" Wide, 4 Screw Holes

ECS H-63242
Tread, Right
For Cleated Riser Type HC Steps
Both Outside Edges Are Smooth
7³/₄" Wide, 4 Screw Holes



ECS H-93031
Screws, Tread For
H-63201 And H-63242
(25 Pcs. Per Pkg.)



ECS H-73847
Bracket, Left Hand
For HC Cleated Riser Step
Includes Pin, Spring, Hardware
And H-97444 Roller



ECS H-73848
Bracket, Right Hand
For HC Cleated Riser Step
Includes Pin, Spring, Hardware
And H-97444 Roller



ECS H-73831
Step Chain For HC Units
1 Pair, Each Pair
Accommodates 6 Steps



ECS H-90936
Bushing Used On H-71100
Extended Pins
3/4" O.D. x 7/16" I.D.
x 1" Long



ECS H-71100
Step Chain For CD Units
Extended Pin Every 11th Pitch
On 16" Centers

Please Call
Toll-Free
1-800-621-0759

ECS has the parts you need - no matter what brand of escalator you are working on.

ECS makes parts for all the major escalator manufacturers. If you don't see what you need in this catalog visit our website, www.escalatorparts.com, or call us toll free at:

1.800.621.0759

- otis**
- westinghouse**
- montgomery**
- schindler**
- haughton**
- mitsubishi**
- kone**
- O&K**
- fujitec**
- peelle**
- hyundai**



ECS H-97444
Roller, Step Trail
3" O.D. x 1" Tire Face
5/8" Bearing I.D.



ECS H-97662
Roller, Step or Chain
3 1/2" O.D. x 1" Tire Face
3/4" Bearing I.D.



ECS #270
Hoisting Rig To Service
Gear Reduction Units;
Modular Escalators.



ECS #306
Cleaner, Handrail
1 Quart Container.



ECS #307
Polish, Handrail
1 Quart Container

ECS #732
Sealant To Prevent
Screws From Seizing.
(Sold In Sets Of 3)



ECS #210
Screw Grab Used
With Slotted, Phillips,
Allen, Square, Or
Torx. Stops Tools
From Slipping Off
Deformed Fasteners.



ECS #5918
Oil Sorbent Sheets
17" x 19"
1 Case. (100 Sheets)

ECS #311
Key For
Modular Steps.
12" Long



**MONTGOMERY
SPECIALTY TOOLS**



ECS #240A
Socket
Removes Bolts
From M-P23371
And M-P27233



ECS #240
Wrench, Ratchet
Removes Bolts From
M-P23371 And M-P27233



ECS #204
Tool, To Insert M-A35671H



ECS M-P27266W
Wrench, Open Box
Loosens/Tightens Nut On Quick
Connect Flange Kits.

ECS #207
Puller, Wheel
Removes M-P5985.



ECS #208
Puller, Wheel
Removes M-P23230
And M-P12963.



ECS M-60164
Tool, To Lift Up
Access Cover

ECS M-32104
Tool, "T" Handler To
Lift Up Access Plate



ECS M-P13184
Cover, Stop Switch
2" Wide x 3 1/4" Long
Spring Hinge

**Please Call Toll-Free
1-800-621-0759**



ECS #305
Knob, Anti Slide, St/St.
3" O.D. x 1" High
3/8-16 Threaded Rod 2 1/2" long



ECS #415
Tool For Removing Worn
Brass Bushings From Modular
Rack Chain. As It Presses Out
The Worn Brass Bushings, It
Presses Into Position The
New Steel Bushings.



ECS #400
Fixture, Demarcation
Single Tube W/Green Plastic Sleeve.
Double Tube Available.



ECS #1B
Sign.



ECS #386
Barricade, Collapsible
W/Handles, 8 Foot
In Extended Position.



ECS #000
Brush Guards For Escalator Skirts.
Effectively Guides Riders Feet
From The Sides Of The Skirts.
Lengths Produced Per Rise.



ECS #100
Gauge. To Determine
Distance From Step To Skirt Panel.



ECS #101
Sticks, Orange Wood.
(Sold 10 Per Pkg.)

ECS #320
Pressure Suction Cup To
Remove Escalator Panels.
125 Lb. Lifting Capacity.



ECS #309
Tool, Link Pusher.

ECS #316
Tool For Inserting Or
Removing ECS #178 And
W-X6ZA51H09 Snap Rings.



OTIS SPECIALTY TOOLS



ECS #205
Tool, For Lifting O-77EK2.



ECS #304
Chain Puller For O-332AW
#80 to #240 Chain.


ECS #303
Chain Puller For O-332AW
#40 to #80 Chain.



ECS Quality Escalator Replacement Parts...



Rack Chain - Step chain is designed, manufactured and assembled in our facility using steel produced in the United States. Currently producing step chain for every major escalator manufacturer. If you need a special type, all we require is a sample, we can help.



Rollers and Wheels - Our Polyurethane Department is capable of molding up to 1,900 rollers per day. In-house design, tooling and assembly permits us to produce any roller, wheel or special shape you require. All of our polyurethane rollers are guaranteed for life against premature bond failure. If you have a need for rollers or wheels, we can help.

Escalator Steps - 24" (600mm), 32" (800mm) or 40" (1000mm) are available from our extensive inventory. If you require aluminum, black or want us to customize the steps by enhancing the perimeter in a contrasting color, we can help.



1-800-621-0759



Maintenance Tools - As a full line manufacturer we want to assist you with the maintenance. That's why we offer many of the tools which makes the job easier. Need a tool? We can help.

Combsegments

Need aluminum die cast or plastic injection molded combsegments? Want a special color to enhance the landing plates or accentuate the building's interior color design? Contact ECS to learn how we can help.

